

Select Grade™ Integral Color


Coloring System Guide

1 BAG PER 2 YARDS

1 BAG PER 1 YARD

2 BAGS PER 1 YARD

3 BAGS PER 1 YARD



SG01 BROWN



EARTH BROWN



TOASTED BROWN



CHINCHILLA BROWN



SG02 CORAL




RED CORAL




CRIMSON CORAL



FIERY CORAL



SG03 STONE



RIVER STONE



QUARTZ STONE




CLIFF STONE




SG04 CLAY




ARID CLAY



BAKED CLAY




UTAH CLAY



SG05 BARK




WISTERIA BARK




HICKORY BARK



MAHOGANY BARK




SG06 BUFF



HONEY BUFF




GOLDEN BUFF




MUSTARD BUFF




SG07 GRAY




GAUNTLET GRAY



FOX GRAY



HEMATITE GRAY



SG09 TAUPE




BURNISHED TAUPE




WALNUT TAUPE



DARK TAUPE




SG10 THYME



AMBER THYME




HORIZON THYME




RUSTED THYME




SG11 ADOBE




ADOBE TAN



FIRED ADOBE




RAW ADOBE



SG12 DRIFT



DRIFTWOOD SELECT



AFRICAN DRIFTWOOD



CHARRED DRIFTWOOD

Many things can affect the appearance of color. For best color matching results, a representative job site sample should be cast using materials and finishing techniques that will be used on the project.

Colors shown on this chart represent formulations using medium gray cement and sealed with solvent based Clear Guard® Cure and Seal. Variations can be expected due to differences in cement, aggregates and method of application. **NOTE:** When using lower color loadings, such as one bag per two yards, the color of the cement and sand have a more pronounced influence on the final color resulting in a greater chance of color variation.